

As at June 30, 2024

Key Data

Fund Type	Global Equity
Inception Date	Jul 20 2012
Fund Assets	\$122 Million
Distributions	Paid Monthly

Risk Tolerance



Fund Codes

Series	Code	Charge
I	147	fee-for-service

Distribution and MER

Series	Dist.(\$)	MER(%)
I	0.5286	0.17

Distributions represent the annual distributions paid during 2023. MER reflected is for September 30, 2023 and includes GST/HST.

This Portfolio incorporates IPC Portfolio Services’ Three Pillars for Sustainable Investing strategy, which includes Active Ownership through corporate engagement and proxy voting, ESG Integration utilized in all our sub advisors’ investment processes, and Exclusion of certain companies for ethical reasons.

Key Reasons To Invest In This Fund

- Periodic investment income and the potential for capital growth over time.
- Long-term investment strategy.
- Medium tolerance for risk.

How Your Money Is Managed

The global dividend specialist aims to provide income and capital preservation by using proprietary models in the security selection process. It identifies those companies from across the entire global dividend-paying universe, who are best able to sustain and raise their dividends payouts over time. Depending on market conditions, Counsel Global Dividend may also invest in fixed income securities, trusts, convertible securities, mortgage-backed securities and money market instruments of issuers anywhere in the world.

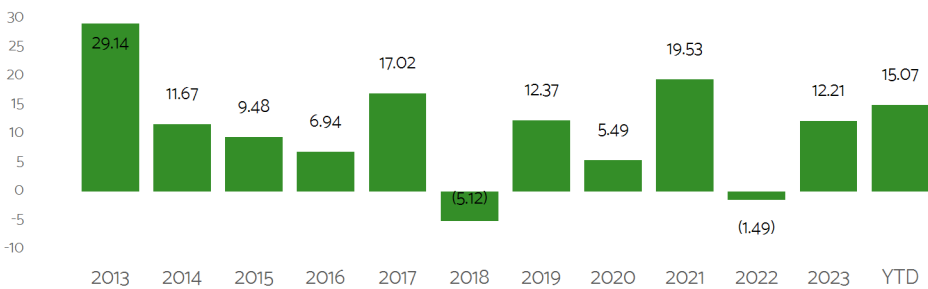
Investment Specialist

One of the most important factors for Portfolio success is having the ideal investment specialist for your investment. The investment specialist selected for Counsel Global Dividend is Acadian Asset Management LLC.

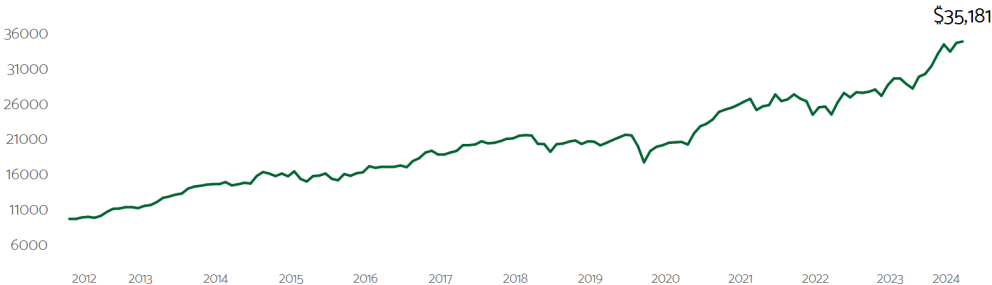
Performance (%) Compound Returns

Period	1 mth	3 mth	6 mth	1 yr	3 yr	5 yr	10 yr	Inception Return	Start Date
Series I	0.62	1.20	15.07	21.47	10.38	10.87	8.95	11.11	7/20/2012

Performance (%) Calendar Year Returns

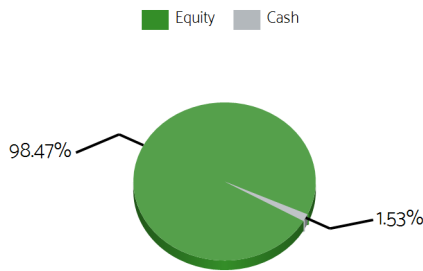


Historical Performance (\$) Current Value of a \$10,000 Investment

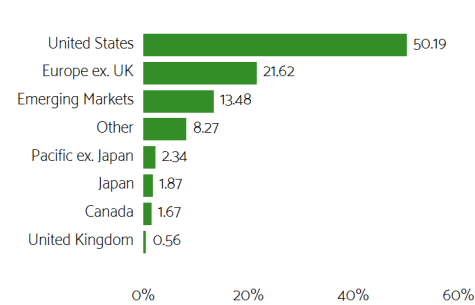


Your Investment Mix

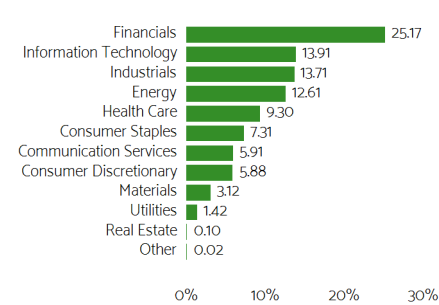
Asset Class Mix



Effective Regional Allocation



Effective Equity Sector Allocation



Top 10 Holdings As at June 30, 2024

Effective Holdings	% of NAV
Roche Holding AG Genusscheine	3.58
Colgate Palmolive Co.	2.75
Kimberly-Clark Corp.	2.51
China Construction Bank Corp. H	2.39
Valero Energy Corp.	2.27
Alphabet Inc. Class A	2.27
ABB Ltd.	2.20
PetroChina Co. Ltd. H	2.18
McKesson Corp.	2.16
Marsh & McLennan Companies Inc.	2.16

Commissions, trailing commissions, management fees and expenses all may be associated with mutual fund investments. The indicated rates of return are the historical annual compounded total returns including changes in unit value and reinvestment of all distributions and do not take into account sales, redemption, distribution or optional charges or income taxes payable by any securityholder that would have reduced returns. Mutual funds are not guaranteed, their values change frequently, and past performance may not be repeated.

For information on the Portfolio or the underlying Counsel funds, please read the Fund Facts, Simplified Prospectus and/or other reporting documents before investing, available at [www.counselservices.com](http://www.counselservices.com).