

As at July 31, 2020

Key Data

Fund Type	Real Estate Equity
Inception Date	January 07, 2009
Fund Assets	\$192 Million
Distributions	Paid Monthly

Risk Tolerance



Fund Codes

Series	Code	Charge
F	411	fee-for-service

Distribution and MER

Series	Dist.(\$)	MER(%)
F	0.9883	1.34

Distributions represent the annual distributions paid during 2019. MER reflected is for March 31, 2020 and includes GST/HST.

Key Reasons To Invest In This Fund

- Desire for capital growth and income from real estate securities denominated in a variety of currencies.
- Diversification of investment Portfolio through real estate securities.
- Long-term investment strategy.

How Your Money Is Managed

The global real estate specialist's core competency is fundamental "bricks and mortar" investing. This includes accurate valuation of cash flows based on comprehensive analyses of the quality and sustainability of an assets current and future revenue streams. Depending on the prevailing market conditions, Counsel Global Real Estate may also invest in fixed income and equity securities of issuers anywhere in the world.

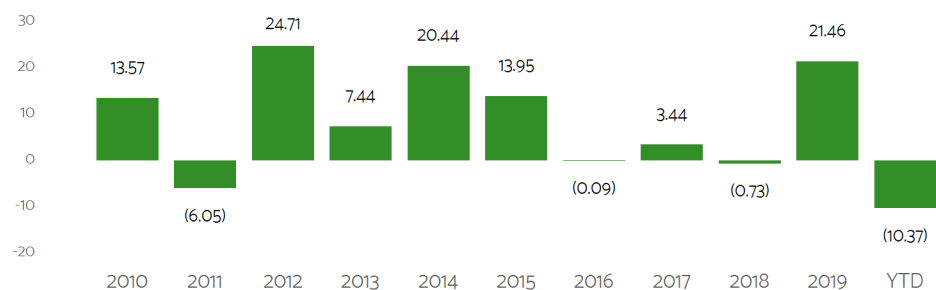
Investment Specialist

One of the most important factors for Portfolio success is having the ideal investment specialist for your investment. The investment specialist selected is Timbercreek Investment Management Inc.

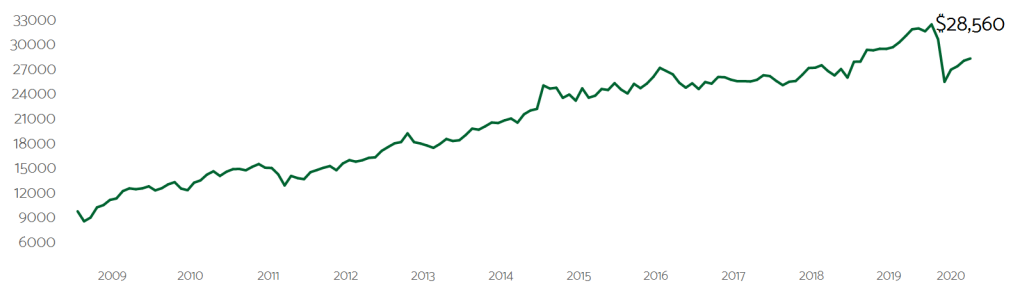
Performance (%) Compound Returns

Period	1 mth	3 mth	6 mth	1 yr	3 yr	5 yr	10 yr	Inception Return	Start Date
Series F	0.95	4.96	(12.67)	(4.56)	3.45	2.75	7.80	9.30	1/14/2009

Performance (%) Calendar Year Returns

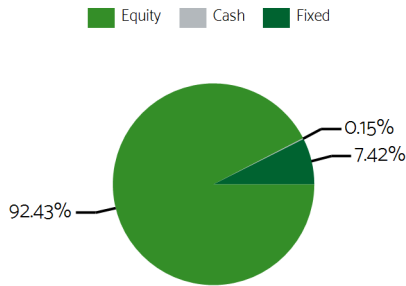


Historical Performance (\$) Current Value of a \$10,000 Investment

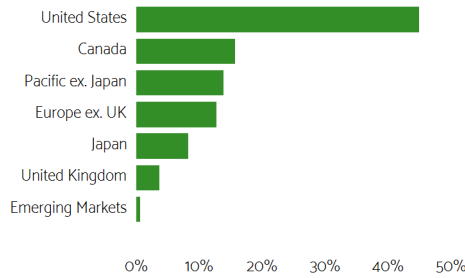


Your Investment Mix

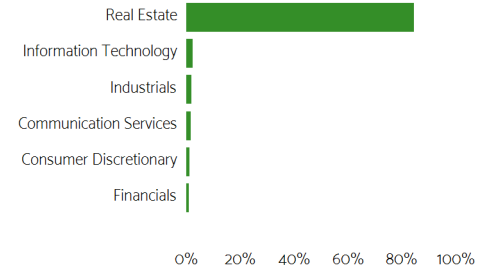
Asset Class Mix



Effective Regional Allocation



Effective Equity Sector Allocation



Top 10 Holdings As at May 31, 2020

Effective Holdings	% of NAV
Nippon REIT Investment Corp.	3.11
Dream Industrial Real Estate Investment Trust	2.95
MGM Growth Properties LLC	2.79
National Storage REIT	2.73
Hudson Pacific Properties Inc.	2.50
Centuria Industrial REIT	2.50
Crown Castle International Corp.	2.24
Spirit Realty Capital Inc.	2.18
Welltower Inc.	2.16
HCP Inc.	2.05

Commissions, trailing commissions, management fees and expenses all may be associated with mutual fund investments. The indicated rates of return are the historical annual compounded total returns including changes in unit value and reinvestment of all distributions and do not take into account sales, redemption, distribution or optional charges or income taxes payable by any securityholder that would have reduced returns. Mutual funds are not guaranteed, their values change frequently, and past performance may not be repeated.

For information on the Portfolio or the underlying Counsel funds, please read the Fund Facts, Simplified Prospectus and/or other reporting documents before investing, available at www.counselservices.com.