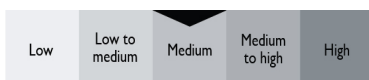


As at July 31, 2020

## Key Data

<b>Fund Type</b>	Global Small/Mid Cap Equity
<b>Inception Date</b>	February 13, 2006
<b>Fund Assets</b>	\$319 Million
<b>Distributions</b>	Paid Monthly

## Risk Tolerance



## Fund Codes

Series	Code	Charge
F	774	fee-for-service

## Distribution and MER

Series	Dist.(\$)	MER(%)
F	0.0263	1.43

Distributions represent the annual distributions paid during 2019. MER reflected is for March 31, 2020 and includes GST/HST.

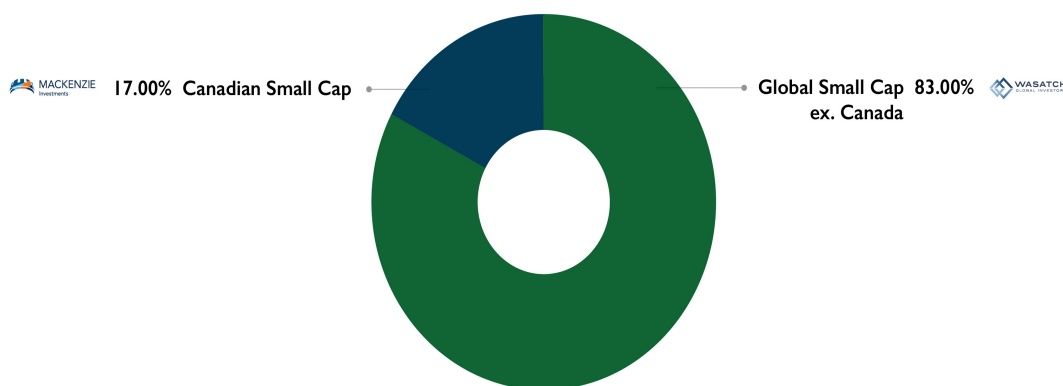
## Key Reasons To Invest In This Fund

- Long-term capital growth.
- Exposure to small capitalization global equity markets.
- Medium tolerance for risk.

## How Your Money Is Managed

The Canadian small cap investment specialist applies a value investment style that emphasizes capital preservation to select securities†. The Global small cap investment specialist seeks to invest in the highest quality small cap growth companies in both developed and emerging markets. They believe that earnings drive stock prices and that small companies can grow faster and longer than large ones. Depending on the prevailing market conditions, Counsel Global Small Cap may also invest in mutual fund securities, equities and fixed income securities of issuers anywhere in the world.

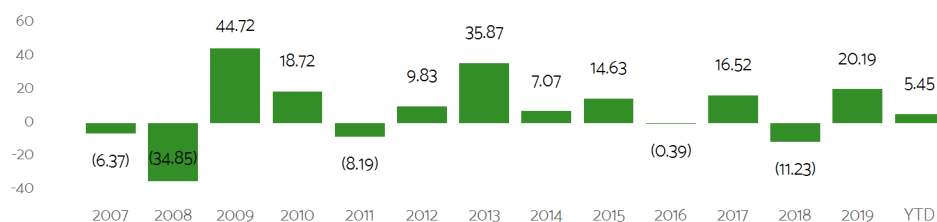
## Target Portfolio Allocation\*



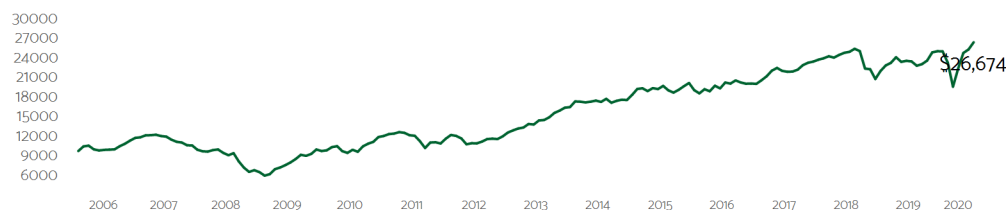
## Performance (%) Compound Returns

Period	1 mth	3 mth	6 mth	1 yr	3 yr	5 yr	10 yr	Inception Return	Start Date
<b>Series F</b>	4.32	17.77	5.55	12.40	6.39	5.95	10.10	7.15	2/13/2006

## Performance (%) Calendar Year Returns

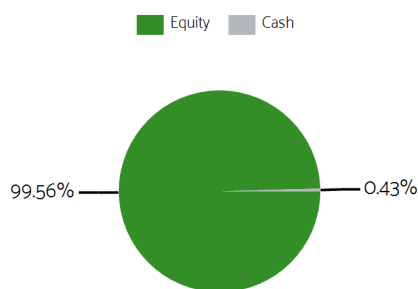


## Historical Performance (\$) Current Value of a \$10,000 Investment

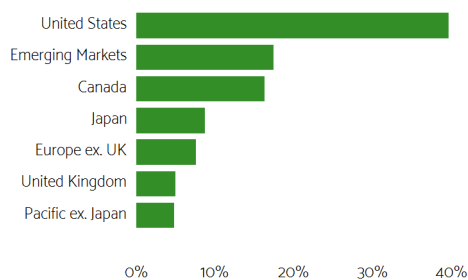


## Your Investment Mix

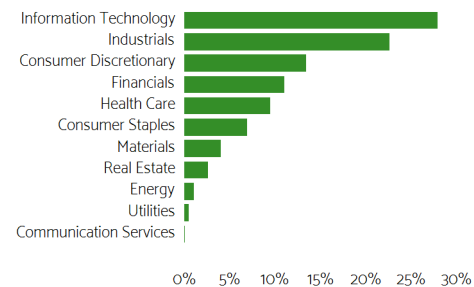
### Asset Class Mix



### Effective Regional Allocation



### Effective Equity Sector Allocation



## Top 10 Holdings As at May 31, 2020

Effective Holdings	% of NAV
MercadoLibre Inc.	2.60
Trex Co. Inc.	2.33
Globant SA	2.22
Silergy Corp.	2.21
Vitasoy International Holdings Ltd.	1.90
Monolithic Power Systems Inc.	1.86
Five9 Inc.	1.75
Ollie's Bargain Outlet Holding Inc.	1.68
Tyler Technologies Inc.	1.64
Zendesk Inc.	1.63

†An affiliated registrant of Counsel Portfolio Services Inc.

\*The asset allocation weights depicted above represent the neutral allocations to the Portfolio. The neutral allocation may comprise of a combination of investments in equities, fixed income securities, securities that are designed to track a market index or in other securities.

Commissions, trailing commissions, management fees and expenses all may be associated with mutual fund investments. The indicated rates of return are the historical annual compounded total returns including changes in unit value and reinvestment of all distributions and do not take into account sales, redemption, distribution or optional charges or income taxes payable by any securityholder that would have reduced returns. Mutual funds are not guaranteed, their values change frequently, and past performance may not be repeated.

For information on the Portfolio or the underlying Counsel funds, please read the Fund Facts, Simplified Prospectus and/or other reporting documents before investing, available at [www.counselservices.com](http://www.counselservices.com).