

As at May 31, 2019

Key Data

Fund Type	Global Equity
Start Date	March 1, 2006
Fund Assets	\$64 Million
Distributions	Paid Annually

Risk Tolerance



Fund Codes

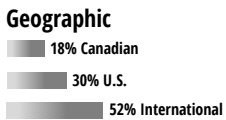
Trust Fund Series	SC	RC	LL
I	544	(fee-for-service)	

Distributions and MER

Series	Dist. (\$)	MER (%)
I	1.8074	0.21

Distributions represent the annual distributions paid during 2018. MER reflected is for March 31, 2019 and includes GST/HST.

Target Portfolio Mix



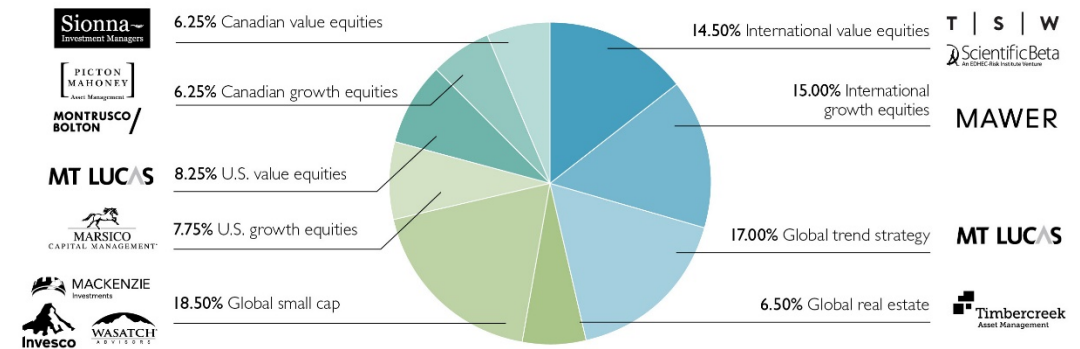
Key Reasons To Invest In This Portfolio

- Neutral investment strategy with a focus on long-term capital appreciation.
- Seeking exposure to Canadian, U.S. and international equities.
- Medium tolerance for risk.

How Your Money Is Managed

Your All Equity Portfolio is managed from a global perspective, with a style neutral investment strategy. We utilize a comprehensive multi-manager approach, each with their own unique investment methodology. The optimal target mix is diversified by: asset classes, geographic regions, market capitalization, investment managers, styles and factors. We maintain the optimal target mix by strategically and automatically rebalancing the Portfolio regularly. The target weights of the Portfolio are periodically reviewed, utilizing capital market assumptions provided by an independent portfolio modelling service, to enhance the risk-return profile of the Portfolio.

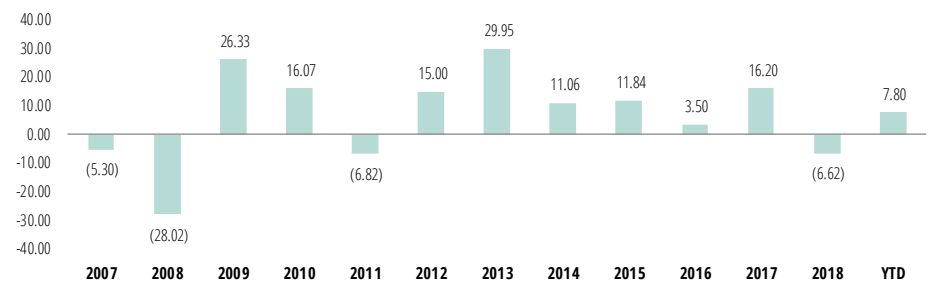
Target Portfolio Allocation¹



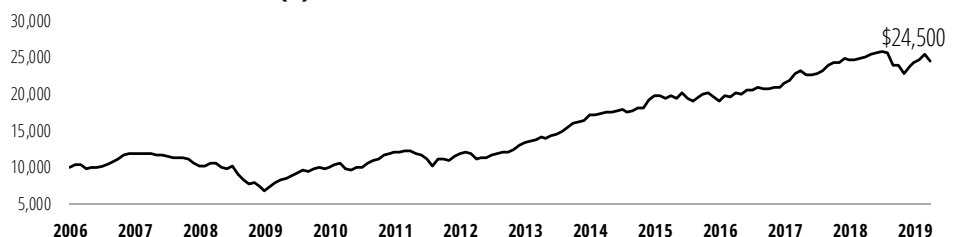
Performance (%) Compound Returns

Period	1 mth	3 mth	6 mth	1 yr	3 yr	5 yr	10 yr	Inception Return	Inception Date
Series I	-3.68	1.01	2.28	-2.59	6.79	7.00	11.39	7.00	3/1/2006

Performance (%) Calendar Year Returns



Historical Performance (\$) Current Value of a \$10,000 Investment

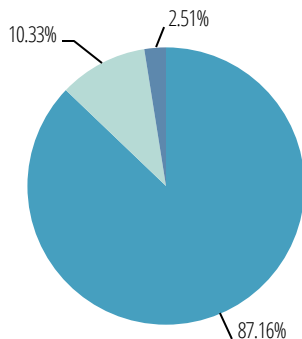


¹ The asset allocation weights depicted above represent the neutral allocations to the Portfolio. The neutral allocation may comprise of a combination of investments in equities, fixed income securities, securities that are designed to track a market index or in other securities.

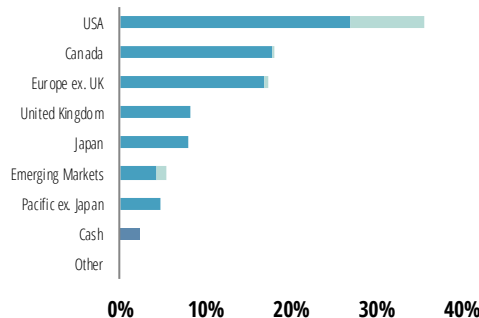
Investment Mix

Equities Bonds (Fixed Income) Cash

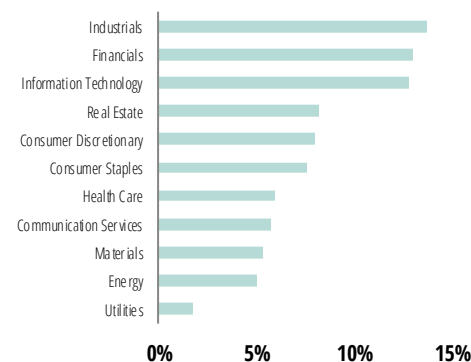
Asset Class Mix



Effective Regional Allocation



Effective Equity Sector Allocation



Top 10 Holdings As at May 31, 2019

Effective holdings of the Portfolio are held either directly, or through an underlying mutual fund. Asset allocations reflected as a percentage of the Portfolio's net asset value.

Underlying Funds/Holdings	% of NAV	Effective Holdings	% of NAV
Counsel Global Small Cap Series 'O'	19.86	iShares 1 - 3 Year Treasury Bond ETF	2.40
Counsel Global Trend Strategy Series 'O'	16.22	iShares 3-7 Year Treasury Bond ETF	2.40
Counsel International Growth Series 'O'	14.98	iShares 7-10 Year Treasury Bond ETF	2.40
Counsel International Value Series 'O'	13.71	CDX Emerging Market	1.08
Counsel U.S. Growth Series 'O'	8.19	CDX North American High Yield	1.08
Counsel U.S. Value Series 'O'	7.23	The Toronto-Dominion Bank	0.87
Counsel Canadian Growth Series 'O'	6.62	Aon PLC	0.83
Counsel Canadian Value Series 'O'	6.43	Royal Bank of Canada	0.73
Counsel Global Real Estate Series 'O'	6.35	Wolters Kluwer NV	0.65
		Alimentation Couche-Tard Inc. 'B' Sub. voting	0.62

Effective Currency Exposure

The Counsel Investment Solution may use forward contracts to hedge risk related to changes in exchange rates. Counsel has the discretion to change the effective currency exposure at any time after the date of publication. The current target hedge on U.S. dollar exposure is 0%.

Counsel or the investment specialists have the discretion to change the effective currency exposure at any time after the date of this publication. For information on the Portfolio or the underlying Counsel funds, please read the Fund Facts, Simplified Prospectus and/or other reporting documents before investing, available at www.counsel.services.com.

Commissions, trailing commissions, management fees and expenses all may be associated with mutual fund investments. The indicated rates of return are the historical annual compounded total returns including changes in unit value and reinvestment of all distributions and do not take into account sales, redemption, distribution or optional charges or income taxes payable by any securityholder that would have reduced returns. Mutual funds are not guaranteed, their values change frequently and past performance may not be repeated.