

Key Data

Fund Type	Canadian Dividend & Income Equity
Start Date	January 7, 2009
Fund Assets	\$64 Million
Distributions	Paid Quarterly

Risk Tolerance



Fund Codes

Trust Fund

Series	SC	RC	LL
F	409	(fee-for-service)	

Distributions and MER

Series	Dist. (\$)	MER (%)
F	0.4201	1.20

Distributions represent the annual distributions paid during 2017. MER reflected is for September 30, 2018 and includes GST/HST.

Key Reasons To Invest In This Fund

- Potential for modest long-term growth.
- Tax-efficient income in a non-registered plan.
- Medium risk Canadian income-oriented equity fund.
- Long-term investment strategy.

How Your Money Is Managed

The Canadian dividend investment specialist invests primarily in large cap securities and selects securities by applying a dividend income valuation approach. Diversification is achieved by investing in a variety of industry sectors. Depending on prevailing market conditions, Counsel Canadian Dividend may also invest in equity and fixed income securities, income trusts, convertible securities, mortgage-backed securities and money market instruments of issuers anywhere in the world.

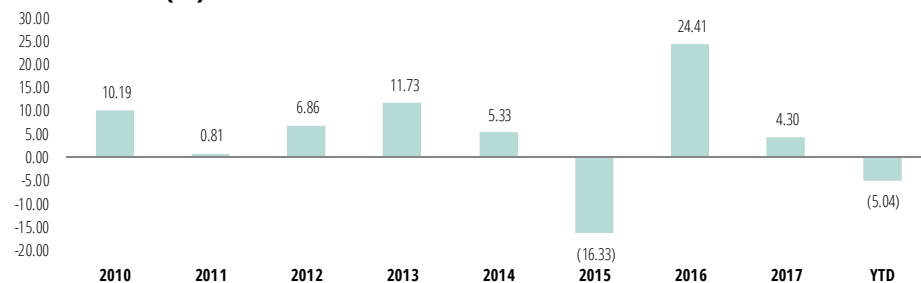
Investment Specialist

One of the most important factors for Portfolio success is having the ideal investment specialist for your investment. The investment specialist selected for Counsel Canadian Dividend is Lincluden Investment Management .

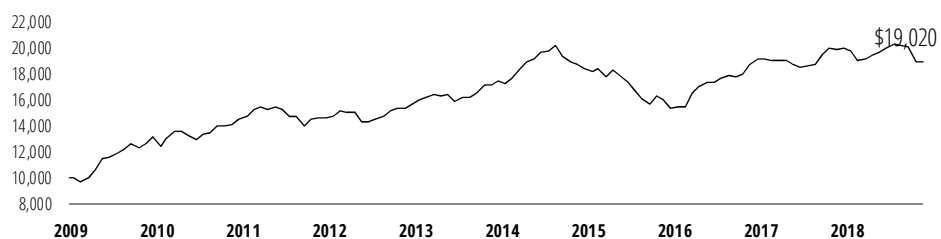
Performance (%) Compound Returns

Period	1 mth	3 mth	6 mth	1 yr	3 yr	5 yr	10 yr	Inception Return	Inception Date
Series F	0.01	-5.93	-3.40	-4.70	5.81	2.12		6.72	1/7/2009

Performance (%) Calendar Year Returns

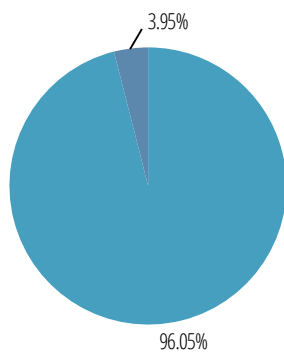


Historical Performance (\$) Current Value of a \$10,000 Investment

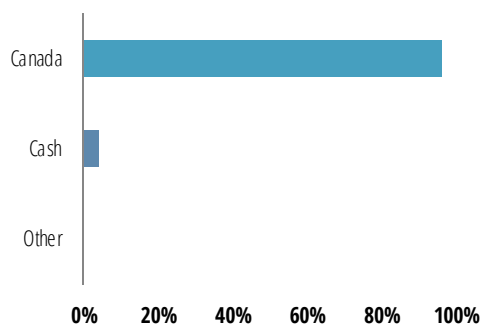


Investment Mix ■ Equities ■ Bonds (Fixed Income) ■ Cash

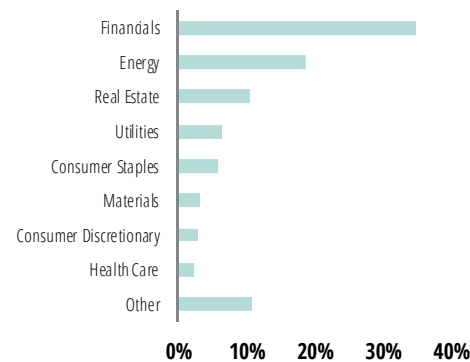
Asset Class Mix



Effective Regional Allocation



Effective Equity Sector Allocation



Top 10 Holdings As at September 30, 2018

Effective Holdings	% of NAV
The Toronto-Dominion Bank	5.48
Royal Bank of Canada	5.46
BCE Inc.	4.56
Power Financial Corp.	4.41
The Bank of Nova Scotia	4.13
Intact Financial Corp.	3.55
Nutrien Ltd.	3.30
Hydro One Inc.	3.17
Cenovus Energy Inc.	3.13
Brookfield Property Partners LP	3.12

Commissions, trailing commissions, management fees and expenses all may be associated with mutual fund investments. Please read the prospectus before investing. The indicated rates of return are the historical annual compounded total returns including changes in unit value and reinvestment of all distributions and do not take into account sales, redemption, distribution or optional charges or income taxes payable by any securityholder that would have reduced returns. Mutual funds are not guaranteed, their values change frequently and past performance may not be repeated.